





## PRE-K HOME LEARNING

November 2nd - November 6th, 2020

### CHOICE BOARD

Proud to be an American

Choose an activity to do each day. Don't worry about crossing off the activities after you have finished. You can do these activities multiple times. If you cannot access the links in the chart below you may need to copy and paste them into your browser. Thank you for all the pictures.

<b>Reading</b>	<b>Math</b>	<b>Science</b>	<b>Gross Motor</b>	<b>Creativity</b>
<p><b>Grace for President</b></p>  <p><a href="https://www.youtube.com/watch?v=l66lvCBm1Vw">https://www.youtube.com/watch?v=l66lvCBm1Vw</a></p>	 <p>Count the stars and stripes on the American Flag *****</p>	<p><b><u>Straw Rockets</u></b> Click on the link to make straw rockets! Enjoy and be creative! <a href="https://simpleplayideas.com/make-straw-rockets#_a5y_p=3861295">https://simpleplayideas.com/make-straw-rockets#_a5y_p=3861295</a></p>	<p>This Land is your Land listen to the song then sing it and dance around to it!!!! <a href="https://www.youtube.com/watch?v=R2Pqpbfl7g">https://www.youtube.com/watch?v=R2Pqpbfl7g</a>  <a href="https://www.youtube.com/watch?v=JBZta6ggp9s">https://www.youtube.com/watch?v=JBZta6ggp9s</a> *****</p>	<p><b><u>Plastic Fork Fireworks</u></b> Take a plastic or metal fork and dip it into blue and red paint to make firework prints.</p>

\*\*\*\*\*


### Splat the Cat for President



<https://www.youtube.com/watch?v=xnAbbjjs0Ac>

\*\*\*\*\*

### Duck for President



<https://www.youtube.com/watch?v=Z3kQdyqOGj8>

\*\*\*\*\*

### Pledge of Allegiance Read Aloud

Explore money with this fun Presidential song:

<https://youtu.be/HzwAwehKp8U>

\$

\*\*\*\*\*

Practice Voting! Ask your family and friends if they like “this or that more” (breakfast or dinner, dogs or cats, day or night, summer or winter, chocolate chip cookies or Oreos). Draw a line for each vote and see which one has more!



\*\*\*\*\*

PBS Children’s Video, YOU CHOOSE: How did you vote? Count the votes.....

<https://youtu.be/S6oFLipB6g8>

\*\*\*\*\*


\*\*\*\*\*



\*\*\*\*\*

### Penny Experiment

See what will happen when you put pennies in different liquids! You can use soap and water, salt and vinegar, or others. (you only need 1 penny of each liquid but can use more if you’d like) 😊



\*\*\*\*\*

### Science Experiment!

See what happens when you mix the colors red and blue! You can use food coloring, paint or markers.



### Dance and Move with Dr. Jean’s song My Flag

<https://youtu.be/yuhlGXyF90>

\*\*\*\*\*

Army Boot Camp! Create your own army boot camp using objects around your house such as chairs, blankets, or pillows.



\*\*\*\*\*

Take a walk around your neighborhood and count how many American Flags you see!



\*\*\*\*\*

Take an Adventure as you



\*\*\*\*\*

### Paper Plate American Flag

Take a paper plate and use red paint to make the stripes. Use blue paint for the blue corner. Once the blue dries, use white paint to dot 50 “stars” using a Q-tip.


Paper Plate American Flag Kids Craft



\*\*\*\*\*

### Abraham Lincoln Mask

Cut a circle out of the paper plate like shown below. Make the hat using black paper and glue/tape/staple



[https://www.youtube.com/watch?v=q\\_X2V5M6hcY](https://www.youtube.com/watch?v=q_X2V5M6hcY)

\*\*\*\*\*

We Are So Proud By: Donna Longo



<https://www.youtube.com/watch?v=O3cVrCT2HVg>

\*\*\*\*\*



<https://youtu.be/luNbXJ5Qo>

KY

Sing and learn the 50 States of America – How many States start with the same letter as your Name?

\*\*\*\*\*



Make a RED, WHITE, and BLUE snack out of Graham Crackers/or slice of bread, cream cheese or cool whip, and fruit that is Red and Blue! What other Red, White and Blue snacks can you create and eat?

Sing Along to this song and Celebrate what America means to the children in this song:



[https://youtu.be/oex3j\\_9AhG](https://youtu.be/oex3j_9AhG)

A

it on. You can use paper or color the bottom for the beard.



\*\*\*\*\*

Create a bald eagle using your handprint! You can use paint or trace your hands onto brown paper!



\*\*\*\*\*

Create a red, white and blue collage! You can use paint, watercolors, paper, crayons, markers or any other

materials you can find that  
are red, white and blue!

